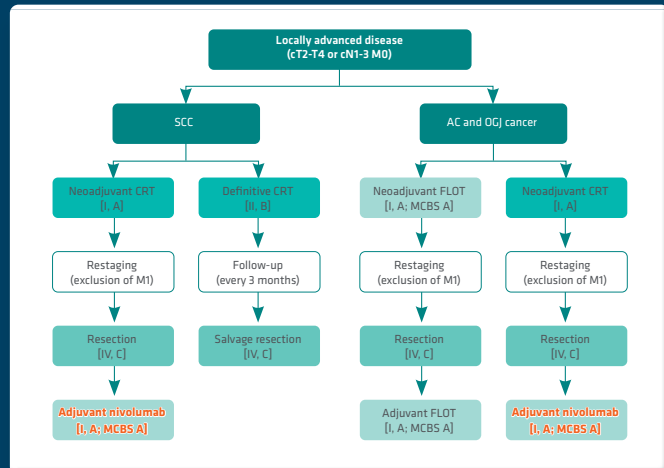
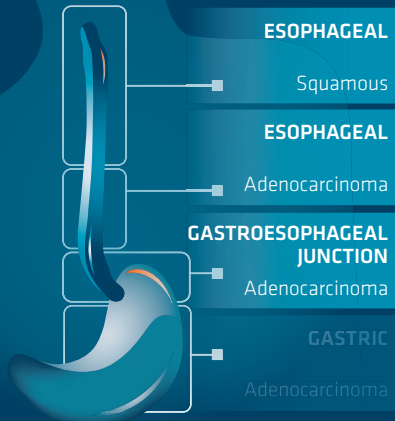


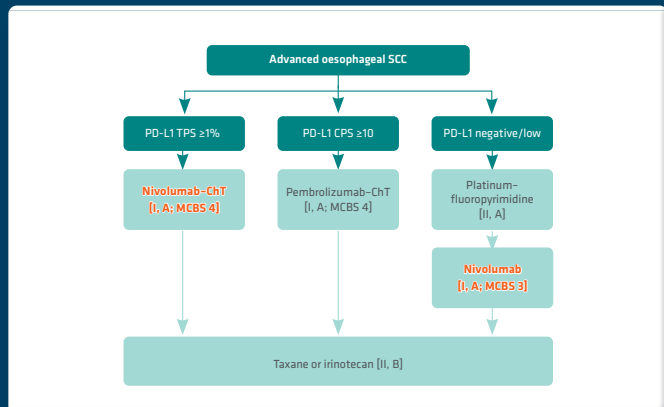
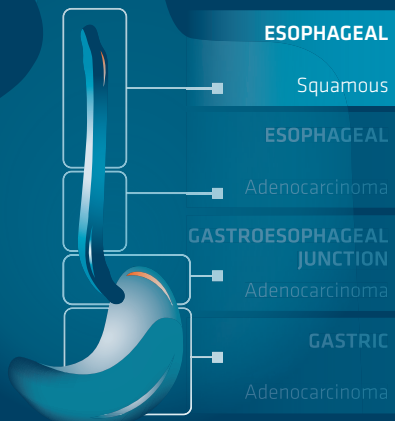
ESMO guidelines recommend Opdivo across lines & histologies

Locally advanced Esophageal Carcinoma



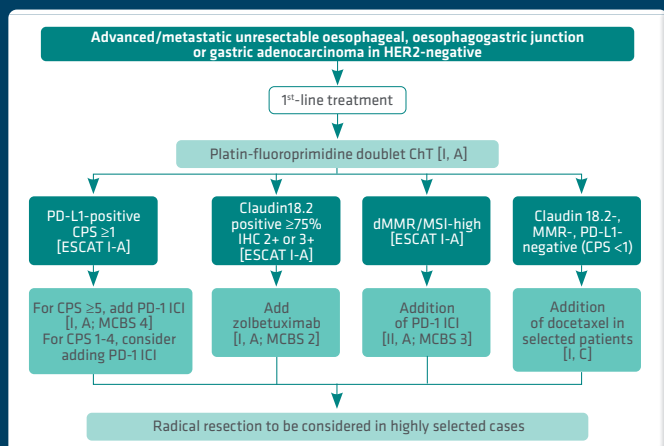
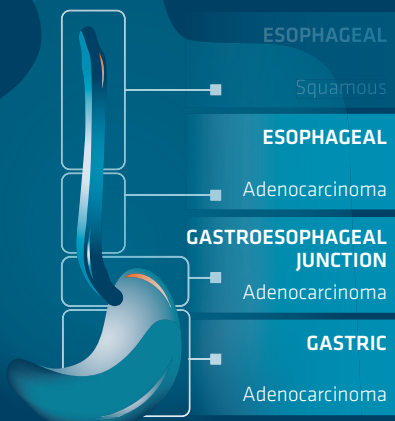
Obermannová R, et al. ESMO Clinical Practice Guideline for diagnosis, treatment and follow-up. Annals of Oncology (2022), doi: <https://doi.org/10.1016/j.annonc.2022.07.003>. Guidelines Committee, Oesophageal cancer.

Advanced Esophageal Squamous Cell Carcinoma



Obermannová R, et al. ESMO Clinical Practice Guideline for diagnosis, treatment and follow-up. Annals of Oncology (2022), doi: <https://doi.org/10.1016/j.annonc.2022.07.003>. Guidelines Committee, Oesophageal cancer.

ESMO living guidelines recommend Opdivo + CT as of CPS ≥5 in adv. GC / EAC / GEJC with I,A level of evidence



<https://www.esmo.org/living-guidelines/esmo-gastric-cancer-living-guideline/metastatic-disease/metastatic-disease/first-line-her2-negative>; Gastric Cancer (GC), Esophageal Adenocarcinoma Cancer (EAC), Gastroesophageal Junction Cancer (GEJC).

Legend ESMO level of evidence and recommendation

Levels of evidence

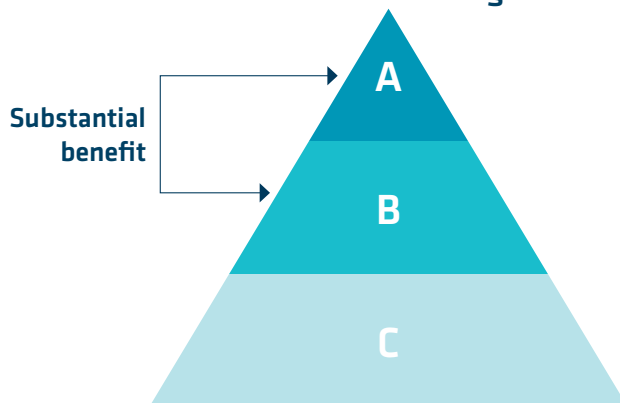
I	Evidence from at least one large randomized, controlled trial of good methodological quality (low potential for bias) or meta-analyses of well- conducted randomized trials without heterogeneity
II	Small randomized trials or large randomized trials with a suspicion of bias (lower methodological quality) or meta-analyses of such or of trials with demonstrated heterogeneity
III	Prospective cohort studies
IV	Retrospective cohort studies or case-control studies
V	Studies without control group, case reports, expert opinions

Grades of recommendation

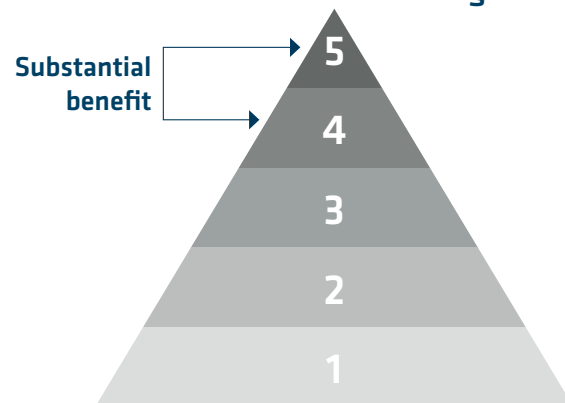
A	Strong evidence for efficacy with a substantial clinical benefit, strongly recommended
B	Strong or moderate evidence for efficacy but with a limited clinical benefit, generally recommended
C	Insufficient evidence for efficacy or benefit does not outweigh the risk or the disadvantages (adverse events, costs, etc.), optional
D	Moderate evidence against efficacy or for adverse outcome, generally not recommended
E	Strong evidence against efficacy or for adverse outcome, never recommended

MCBS

Curative setting



Non-curative setting



The highest grade of ESMO-MCBS is A in the curative setting and this is restricted to new curative treatments with a grade B also to be considered to trigger rapid reimbursement. For non-curative indications 5 is the highest possible grade with 4 also to be considered to trigger rapid consideration for reimbursement.

MCBS = Magnitude of Clinical Benefit Score

<https://www.esmo.org/content/download/77789/1426712/file/ESMO-Clinical-Practice-Guidelines-Standard-Operating-Procedures.pdf>. ESMO Clinical Practice Guidelines Standard Operating Procedures

Ex-factory (excl. VAT)		
OPDIVO 40 mg		€509,90
OPDIVO 100 mg		€1.274,75
OPDIVO 120 mg		€1.529,83
OPDIVO 240 mg		€3.059,65

Ex-factory (excl. VAT)		
YERVOY 50 mg		€4.250,00
YERVOY 200 mg		€17.000,00

1. NAME OF THE MEDICINAL PRODUCT OPDIVO 10 mg/mL concentrate for solution for infusion. **2. QUALITATIVE AND QUANTITATIVE COMPOSITION** Each mL of concentrate for solution for infusion contains 10 mg of nivolumab. One vial of 4 mL contains 40 mg of nivolumab. One vial of 10 mL contains 100 mg of nivolumab. One vial of 12 mL contains 120 mg of nivolumab. One vial of 24 mL contains 240 mg of nivolumab. Nivolumab is produced in Chinese hamster ovary cells by recombinant DNA technology. **Excipient with known effect** Each mL of concentrate contains 0.1 mmol (or 2.5 mg) sodium. For the full list of excipients, see section 6.1. **3. PHARMACEUTICAL FORM** Concentrate for solution for infusion (sterile concentrate). Clear to opalescent, colourless to pale yellow liquid that may contain few light particles. The solution has a pH of approximately 6.0 and an osmolality of approximately 340 mOsm/kg. **4. CLINICAL PARTICULARS** **4.1 Therapeutic indications** **Melanoma** OPDIVO as monotherapy or in combination with ipilimumab is indicated for the treatment of advanced (unresectable or metastatic) melanoma in adults and adolescents 12 years of age and older. Relative to nivolumab monotherapy, an increase in progression-free survival (PFS) and overall survival (OS) for the combination of nivolumab with ipilimumab is established only in patients with low tumour PD-L1 expression (see sections 4.4 and 5.1). **Adjuvant treatment of melanoma** OPDIVO as monotherapy is indicated for the adjuvant treatment of adults and adolescents 12 years of age and older with Stage IIB or IIC melanoma, or melanoma with involvement of lymph nodes or metastatic disease who have undergone complete resection (see section 5.1). **Non-small cell lung cancer (NSCLC)** OPDIVO in combination with ipilimumab and 2 cycles of platinum-based chemotherapy is indicated for the first-line treatment of metastatic non-small cell lung cancer in adults whose tumours have no sensitising EGFR mutation or ALK translocation. OPDIVO as monotherapy is indicated for the treatment of locally advanced or metastatic non-small cell lung cancer after prior chemotherapy in adults. **Neoadjuvant treatment of NSCLC** OPDIVO in combination with platinum-based chemotherapy is indicated for the neoadjuvant treatment of resectable non-small cell lung cancer at high risk of recurrence in adult patients whose tumours have PD-L1 expression $\geq 1\%$ (see section 5.1 for selection criteria). **Malignant pleural mesothelioma (MPM)** OPDIVO in combination with ipilimumab is indicated for the first-line treatment of adult patients with unresectable malignant pleural mesothelioma. **Renal cell carcinoma (RCC)** OPDIVO as monotherapy is indicated for the treatment of advanced renal cell carcinoma after prior therapy in adults. OPDIVO in combination with ipilimumab is indicated for the first-line treatment of adult patients with intermediate-/poor-risk advanced renal cell carcinoma (see section 5.1). OPDIVO in combination with cabozantinib is indicated for the first-line treatment of adult patients with advanced renal cell carcinoma (see section 5.1). **Classical Hodgkin lymphoma (cHL)** OPDIVO as monotherapy is indicated for the treatment of adult patients with relapsed or refractory classical Hodgkin lymphoma after autologous stem cell transplant (ASCT) and treatment with brentuximab vedotin. **Squamous cell cancer of the head and neck (SCCHN)** OPDIVO as monotherapy is indicated for the treatment of recurrent or metastatic squamous cell cancer of the head and neck in adults progressing on or after platinum-based therapy (see section 5.1). **Urothelial carcinoma** OPDIVO in combination with cisplatin and gemcitabine is indicated for the first-line treatment of adult patients with unresectable or metastatic urothelial carcinoma. OPDIVO as monotherapy is indicated for the treatment of locally advanced unresectable or metastatic urothelial carcinoma in adults after failure of prior platinum-containing therapy. **Adjuvant treatment of urothelial carcinoma** OPDIVO as monotherapy is indicated for the adjuvant treatment of adults with muscle invasive urothelial carcinoma (MIUC) with tumour cell PD-L1 expression $\geq 1\%$, who are at high risk of recurrence after undergoing radical resection of MIUC (see section 5.1). **Mismatch repair deficient (dMMR) or microsatellite instability high (MSI-H) colorectal cancer (CRC)** OPDIVO in combination with ipilimumab is indicated for the treatment of adult patients with mismatch repair deficient or microsatellite instability high colorectal cancer in the following settings: first-line treatment of unresectable or metastatic colorectal cancer; treatment of metastatic colorectal cancer after prior fluoropyrimidine based combination chemotherapy (see section 5.1). **Oesophageal squamous cell carcinoma (OSCC)** OPDIVO in combination with ipilimumab is indicated for the first-line treatment of adult patients with unresectable advanced, recurrent or metastatic oesophageal squamous cell carcinoma with tumour cell PD-L1 expression $\geq 1\%$. OPDIVO in combination with fluoropyrimidine- and platinum-based combination chemotherapy is indicated for the first-line treatment of adult patients with unresectable advanced, recurrent or metastatic oesophageal squamous cell carcinoma with tumour cell PD-L1 expression $\geq 1\%$. OPDIVO as monotherapy is indicated for the treatment of adult patients with unresectable advanced, recurrent or metastatic oesophageal squamous cell carcinoma after prior fluoropyrimidine- and platinum-based combination chemotherapy. **Adjuvant treatment of oesophageal or gastro-oesophageal junction cancer (OC or GEJC)** OPDIVO as monotherapy is indicated for the adjuvant treatment of adult patients with oesophageal or gastro-oesophageal junction cancer who have residual pathologic disease following prior neoadjuvant chemotherapy (see section 5.1). **Gastric, gastro-oesophageal junction (GEJ) or oesophageal adenocarcinoma** OPDIVO in combination with fluoropyrimidine- and platinum-based combination chemotherapy is indicated for the first-line treatment of adult patients with HER2-negative advanced or metastatic gastric, gastro-oesophageal junction or oesophageal adenocarcinoma whose tumours express PD-L1 with a combined positive score (CPS) > 5 . **4.2 Posology and method of administration** Treatment must be initiated and supervised by physicians experienced in the treatment of cancer. **PD-L1 testing** If specified in the indication, patient selection for treatment with OPDIVO based on the tumour expression of PD-L1 should be confirmed by a validated test (see sections 4.1, 4.4, and 5.1). **MSI/dMMR testing** If specified in the indication, patient selection for treatment with OPDIVO based on MSI-H/dMMR tumour status should be assessed by a CE-marked IVD with the corresponding intended purpose. If the CE-marked IVD is not available, an alternative validated test should be used (see sections 4.1, 4.4, and 5.1). **Posology OPDIVO as monotherapy** The recommended dose of OPDIVO is either nivolumab 240 mg every 2 weeks or 480 mg every 4 weeks depending on the indication and population (see sections 5.1 and 5.2), as presented in Table 1. **Table 1: Recommended dose and infusion time for intravenous administration of nivolumab monotherapy Indication***: Recommended dose and infusion time **Melanoma (advanced or adjuvant treatment)** Adults and adolescents (12 years of age and older and weighing at least 50 kg): 240 mg every 2 weeks over 30 minutes or 480 mg every 4 weeks over 60 minutes or over 30 minutes (adjuvant monotherapy, see section 5.1) Adolescents (12 years of age and older and weighing less than 50 kg): 3 mg/kg every 2 weeks over 30 minutes or 6 mg/kg every 4 weeks over 60 minutes. **Renal cell carcinoma, Muscle invasive urothelial carcinoma (MIUC) (adjuvant treatment)**: 240 mg every 2 weeks over 30 minutes or 480 mg every 4 weeks over 60 minutes. **Oesophageal or gastro-oesophageal junction cancer (adjuvant treatment)**: 240 mg every 2 weeks over 30 minutes or 480 mg every 4 weeks over 30 minutes for the first 16 weeks, followed by 480 mg every 4 weeks over 30 minutes; **Non-small cell lung cancer, Classical Hodgkin lymphoma, Squamous cell cancer of the head and neck, Urothelial carcinoma, Oesophageal squamous cell carcinoma** Recommended dose and infusion time: 240 mg every 2 weeks over 30 minutes *As per monotherapy indication in section 4.1. If melanoma, RCC, OC, GEJC or MIUC (adjuvant treatment) patients need to be switched from the 240 mg every 2 weeks schedule to the 480 mg every 4 weeks schedule, the first 480 mg dose should be administered two weeks after the last 240 mg dose. Conversely, if patients need to be switched from the 480 mg every 4 weeks schedule to the 240 mg every 2 weeks schedule, the first 240 mg dose should be administered four weeks after the last 480 mg dose. **OPDIVO in combination with ipilimumab Melanoma** In adults and adolescents 12 years of age and older and weighing at least 50 kg, the recommended dose is 1 mg/kg nivolumab in combination with 3 mg/kg ipilimumab administered intravenously every 3 weeks for the first 4 doses. This is then followed by a second phase in which nivolumab monotherapy is administered intravenously at either 240 mg every 2 weeks or at 480 mg every 4 weeks (see sections 5.1 and 5.2), as presented in Table 2. For the monotherapy phase, the first dose of nivolumab should be administered: 3 weeks after the last dose of the combination of nivolumab and ipilimumab if using 240 mg every 2 weeks; or 6 weeks after the last dose of the combination of nivolumab and ipilimumab if using 480 mg every 4 weeks. In adolescents 12 years of age and older and weighing less than 50 kg, the recommended dose is 1 mg/kg nivolumab in combination with 3 mg/kg ipilimumab administered intravenously every 3 weeks for the first 4 doses. This is then followed by a second phase in which nivolumab monotherapy is administered intravenously at either 3 mg/kg every 2 weeks or 6 mg/kg every 4 weeks (see sections 5.1 and 5.2), as presented in Table 2. For the monotherapy phase, the first dose of nivolumab should be administered: 3 weeks after the last dose of the combination of nivolumab and ipilimumab if using 3 mg/kg every 2 weeks; or 6 weeks after the last dose of the combination of nivolumab and ipilimumab if using 6 mg/kg every 4 weeks. **Table 2: Recommended doses and infusion times for intravenous administration of nivolumab in combination with ipilimumab for melanoma Nivolumab** Combination phase, every 3 weeks for 4 dosing cycles Adults and adolescents 12 years of age and older: 1 mg/kg over 30 minutes. Monotherapy phase Adults and adolescents (12 years of age and older and weighing at least 50 kg): 240 mg every 2 weeks over 30 minutes or 480 mg every 4 weeks over 60 minutes; Adolescents (12 years of age and older and weighing less than 50 kg): 3 mg/kg every 2 weeks over 30 minutes or 6 mg/kg every 4 weeks over 60 minutes. **Ipilimumab** Combination phase, every 3 weeks for 4 dosing cycles Adults and adolescents 12 years of age and older: 3 mg/kg over 30 minutes. **Malignant pleural mesothelioma** The recommended dose is 360 mg nivolumab administered intravenously over 30 minutes every 3 weeks in combination with 1 mg/kg ipilimumab administered intravenously over 30 minutes every 6 weeks. Treatment is continued for up to 24 months in patients without disease progression. **Renal cell carcinoma** The recommended dose is 3 mg/kg nivolumab in combination with 1 mg/kg ipilimumab administered intravenously every 3 weeks for the first 4 doses. This is then followed by a second phase in which nivolumab monotherapy is administered intravenously at either 240 mg every 2 weeks or at 480 mg every 4 weeks, as presented in Table 3. For the monotherapy phase, the first dose of nivolumab should be administered: 3 weeks after the last dose of the combination of nivolumab and ipilimumab if using 240 mg every 2 weeks; or 6 weeks after the last dose of the combination of nivolumab and ipilimumab if using 480 mg every 4 weeks. **Table 3: Recommended doses and infusion times for intravenous administration of nivolumab in combination with ipilimumab for RCC Nivolumab** Combination phase, every 3 weeks for 4 dosing cycles: 3 mg/kg over 30 minutes Monotherapy phase: 240 mg every 2 weeks over 30 minutes or 480 mg every 4 weeks over 60 minutes **Ipilimumab** Combination phase, every 3 weeks for 4 dosing cycles: 1 mg/kg over 30 minutes - **dMMR or MSI-H colorectal cancer** The recommended dose for first-line treatment of dMMR or MSI-H CRC is 240 mg of nivolumab in combination with 1 mg/kg ipilimumab administered intravenously every 3 weeks for a maximum of 4 doses, followed by nivolumab monotherapy administered intravenously at either 240 mg every 2 weeks or at 480 mg every 4 weeks, as presented in Table 4. For the monotherapy phase, the first dose of nivolumab should be administered 3 weeks after the last dose of the combination of nivolumab and ipilimumab. Treatment with nivolumab is recommended until disease progression, unacceptable toxicity, or up to 24 months in patients without disease progression. The recommended dose in patients who received prior fluoropyrimidine-based combination chemotherapy for dMMR or MSI-H CRC is 3 mg/kg nivolumab in combination with 1 mg/kg ipilimumab administered intravenously every 3 weeks for the first 4 doses, followed by nivolumab monotherapy administered intravenously 240 mg every 2 weeks, as presented in Table 4. For the monotherapy phase, the first dose of nivolumab should be administered 3 weeks after the last dose of the combination of nivolumab and ipilimumab. **Table 4: Recommended doses and infusion times for intravenous administration of nivolumab in combination with ipilimumab for dMMR or MSI-H CRC: Combination phase, every 3 weeks for 4 dosing cycles; Monotherapy phase Nivolumab** First-line: 240 mg over 30 minutes; 240 mg over 30 minutes or 480 mg every 2 weeks over 30 minutes or 480 mg every 4 weeks over 30 minutes. **Nivolumab After prior fluoropyrimidine-based combination chemotherapy:** 3 mg/kg over 30 minutes; 240 mg every 2 weeks over 30 minutes **Ipilimumab:** 1 mg/kg over 30 minutes; - **Oesophageal squamous cell carcinoma** The recommended dose is either 3 mg/kg nivolumab every 2 weeks or 360 mg nivolumab every 3 weeks administered intravenously over 30 minutes in combination with 1 mg/kg ipilimumab administered intravenously over 30 minutes every 6 weeks. Treatment is recommended until disease progression, unacceptable toxicity, or up to 24 months in patients without disease progression. **OPDIVO in combination with cabozantinib Renal cell carcinoma** The recommended dose is nivolumab administered intravenously at either 240 mg every 2 weeks or 480 mg every 4 weeks in combination with 40 mg cabozantinib administered orally every day. **Table 5: Recommended doses and infusion times for intravenous administration of nivolumab in combination with oral administration of cabozantinib for RCC Nivolumab** Combination phase: 240 mg every 2 weeks over 30 minutes or 480 mg every 4 weeks over 60 minutes **Cabozantinib** Combination phase: 40 mg once daily. **OPDIVO in combination with ipilimumab and chemotherapy Non small cell lung cancer** The recommended dose is 360 mg nivolumab administered intravenously over 30 minutes every 3 weeks in combination with 1 mg/kg ipilimumab administered intravenously over 30 minutes every 6 weeks, and platinum-based chemotherapy administered every 3 weeks. After completion of 2 cycles of chemotherapy, treatment is continued with 360 mg nivolumab administered intravenously every 3 weeks in combination with 1 mg/kg ipilimumab every 6 weeks. Treatment is recommended until disease progression, unacceptable toxicity, or up to 24 months in patients without disease progression. **OPDIVO in combination with chemotherapy Neoadjuvant treatment of non-small cell lung cancer** The recommended dose is 360 mg nivolumab administered intravenously over 30 minutes in combination with platinum-based chemotherapy administered every 2 weeks (see section 5.1). **Oesophageal squamous cell carcinoma** The recommended dose of nivolumab is 240 mg every 2 weeks or 480 mg every 4 weeks administered intravenously over 30 minutes in combination with fluoropyrimidine- and platinum-based chemotherapy (see section 5.1). **Treatment with nivolumab is recommended until disease progression, unacceptable toxicity, or up to 24 months in patients without disease progression. Gastric, gastro-oesophageal junction or oesophageal adenocarcinoma** The recommended dose is 360 mg nivolumab administered intravenously over 30 minutes in combination with fluoropyrimidine- and platinum-based chemotherapy administered every 3 weeks or 240 mg nivolumab administered intravenously over 30 minutes in combination with fluoropyrimidine- and platinum-based chemotherapy administered every 2 weeks (see section 5.1). Treatment with nivolumab is recommended until disease progression, unacceptable toxicity, or up to 24 months in patients without disease progression. **First-line treatment of unresectable or metastatic urothelial carcinoma** The recommended dose is 360 mg nivolumab administered intravenously over 30 minutes in combination with cisplatin and gemcitabine every 3 weeks for up to 6 cycles followed by nivolumab monotherapy administered intravenously at either 240 mg every 2 weeks over 30 minutes or at 480 mg every 4 weeks over 30 minutes (see section 5.1). Treatment with nivolumab is recommended until disease progression, unacceptable toxicity, or up to 24 months from first dose, whichever comes first. **Duration of treatment** Treatment with OPDIVO, either as a monotherapy or in combination with ipilimumab or other therapeutic agents, should be continued as long as clinical benefit is observed or until treatment is no longer tolerated by the patient (and up to maximum duration of therapy if specified for an indication). For adjuvant therapy, the maximum treatment duration with OPDIVO is 12 months. For OPDIVO in combination with cabozantinib, OPDIVO should be continued until disease progression, unacceptable toxicity, or up to 24 months in patients without disease progression. Cabozantinib should be continued until disease progression or unacceptable toxicity. Refer to the Summary of Product Characteristics (SmPC) for cabozantinib. Atypical responses (i.e., an initial transient increase in tumour size or small new lesions within the first few months followed by tumour shrinkage) have been observed. It is recommended to continue treatment with nivolumab or nivolumab in combination with ipilimumab for clinically stable patients with initial evidence of disease progression until disease progression is confirmed. Dose escalation or reduction is not recommended for OPDIVO as monotherapy or in combination with other therapeutic agents. Dosing delay or discontinuation may be required based on individual safety and tolerability. Guidelines for permanent discontinuation or withholding of doses are described in Table 6. Detailed guidelines for the management of immune-related adverse reactions are described in section 4.4. When nivolumab is administered in combination with other therapeutic agents, refer to the SmPC of these other combination therapeutic agents regarding dosing. **Table 6: Recommended treatment modifications for OPDIVO or OPDIVO in combination** **Immune-related pneumonitis** Severity: Grade 2 pneumonitis **Treatment modification**: Withhold dose(s) until symptoms resolve, radiographic abnormalities improve, and management with corticosteroids is complete Severity: Grade 3 or 4 pneumonitis **Treatment modification**: Permanently discontinue treatment **Immune-related colitis** Severity: Grade 2 diarrhoea or colitis **Treatment modification**: Withhold dose(s) until symptoms resolve and management with corticosteroids, if needed, is complete Severity: Grade 3 diarrhoea or colitis - OPDIVO monotherapy **Treatment modification**: Withhold dose(s) until symptoms resolve and management with corticosteroids is complete - OPDIVO+ipilimumab **Treatment modification**: Permanently discontinue treatment Severity: Grade 4 diarrhoea or colitis **Treatment modification**: Permanently discontinue treatment **Immune-related hepatitis** Severity: Grade 2 elevation in aspartate aminotransferase (AST), alanine aminotransferase (ALT), or total bilirubin **Treatment modification**: Withhold dose(s) until laboratory values return to baseline and management with corticosteroids, if needed, is complete Severity: Grade 3 or 4 elevation in AST, ALT, or total bilirubin **Treatment modification**: Permanently discontinue treatment. **NOTE**: For RCC patients treated with OPDIVO in combination with cabozantinib with liver enzyme elevations, see dosing guidelines following this table. **Immune-related nephritis and renal dysfunction** Severity: Grade 2 or 3 creatinine elevation **Treatment modification**: Withhold dose(s) until creatinine returns to baseline and management with corticosteroids is complete Severity: Grade 4 creatinine elevation **Treatment modification**: Permanently discontinue treatment **Immune-related endocrinopathies** Severity: Symptomatic Grade 2 or 3 hypothyroidism, hyperthyroidism, hypophysitis, Severity: Grade 2 adrenal insufficiency Severity: Grade 3 diabetes **Treatment modification**: Withhold dose(s) until symptoms resolve and management with corticosteroids (if needed for symptoms of acute inflammation) is complete. Treatment should be continued in the presence of hormone replacement therapy* as long as no symptoms are present Severity: Grade 4 hypothyroidism Severity: Grade 4 hyperthyroidism Severity: Grade 4 hypophysitis Severity: Grade 3 or 4 adrenal insufficiency Severity: Grade 4 diabetes **Treatment modification**: Permanently discontinue treatment **Immune-related skin adverse reactions** Severity: Grade 3 rash **Treatment modification**: Withhold dose(s) until symptoms resolve and management with corticosteroids is complete Severity: Grade 4 rash **Treatment modification**: Permanently discontinue treatment Severity: Stevens-Johnson syndrome (SJS) or toxic epidermal necrolysis (TEN) **Treatment modification**: Permanently discontinue treatment (see section 4.4) **Immune-related myocarditis** Severity: Grade 2 myocarditis **Treatment modification**: Withhold dose(s) until symptoms resolve and management with corticosteroids is complete Severity: Grade 3 or 4 myocarditis **Treatment modification**: Permanently discontinue treatment **Other immune-related adverse reactions** Severity: Grade 3 (first occurrence) **Treatment modification**: Withhold dose(s) Severity: Grade 4 or recurrent Grade 3; persistent Severity: Grade 2 or 3 despite treatment modification; inability to reduce corticosteroid dose to 10 mg prednisone or equivalent per day **Treatment modification**: Permanently discontinue treatment Note: Toxicity grades are in accordance with National Cancer Institute Common Terminology Criteria for Adverse Events Version 4.0 (NC-CTCAE v4). * During administration of the second phase of treatment (nivolumab monotherapy) following combination treatment, permanently discontinue treatment if Grade 3 diarrhoea or colitis occurs. * Recommendation for the use of hormone replacement therapy is provided in section 4.4. * The safety of re-initiating nivolumab or nivolumab in combination with ipilimumab therapy in patients previously experiencing immune-related myocarditis is not known. OPDIVO as monotherapy or in combination with other therapeutic agents should be permanently discontinued for: Grade 4 or recurrent Grade 3 adverse reactions; Persistent Grade 2 or 3 adverse reactions despite management. Patients treated with OPDIVO must be given the patient alert card and be informed about the risks of OPDIVO (see also package leaflet). When OPDIVO is administered in combination with ipilimumab, if either agent is withheld, the other agent should also be withheld. If dosing is resumed after a delay, either the combination treatment or OPDIVO monotherapy could be resumed based on the evaluation of the individual patient. When OPDIVO is administered in combination with chemotherapy, refer to the SmPC of the other combination therapy agents regarding dosing. If any agents are withheld, the other agents may be continued. If dosing is resumed after a delay, either the combination treatment, OPDIVO monotherapy or chemotherapy alone could be resumed based on the evaluation of the individual patient. **OPDIVO in combination with cabozantinib in RCC** When OPDIVO is used in combination with cabozantinib, the above treatment modifications in Table 6 also apply to the OPDIVO component. In addition, for liver enzyme elevations, in patients with RCC being treated with OPDIVO in combination with cabozantinib: - If ALT or AST > 3 times ULN but ≤ 10 times ULN without concurrent total bilirubin ≥ 2 times ULN, both OPDIVO and cabozantinib should be withheld until these adverse reactions recover to 0-1. Corticosteroid therapy may be considered. Rechallenge with a single medicine or rechallenge with both medicines after recovery may be considered. If rechallenging with cabozantinib, refer to cabozantinib SmPC. - If ALT or AST > 10 times ULN or > 3 times ULN with concurrent total bilirubin ≥ 2 times ULN, both OPDIVO and cabozantinib should be permanently discontinued and corticosteroid therapy may be considered. **Special populations Paediatric population** The safety and efficacy of OPDIVO in children below 18 years of age have not been established except in adolescents 12 years of age and older with melanoma. Currently available data of OPDIVO as monotherapy or in combination with ipilimumab are described in sections 4.2, 4.8, 5.1 and 5.2. **Elderly** No dose adjustment is required for elderly patients (≥ 65 years) (see section 5.2). **Renal impairment** Based on the population pharmacokinetic (PK) results, no dose adjustment is required in patients with mild or moderate renal impairment (see section 5.2). Data from patients with severe renal impairment are too limited to draw conclusions on this population. **Hepatic impairment** Based on the population PK results, no dose adjustment is required in patients with mild hepatic impairment (see section 5.2). Data from patients with moderate or severe hepatic impairment are too limited to draw conclusions on these populations. OPDIVO must be administered with caution in patients with moderate (total bilirubin $> 1.5 \times$ to $3 \times$ the upper limit of normal [ULN] and any AST) or severe (total bilirubin $> 3 \times$ ULN and any AST) hepatic impairment. **Method of administration** OPDIVO is for intravenous use only. It is to be administered as an intravenous infusion over a period of 30 or 60 minutes depending on the dose (see Tables 1, 2, 3, 4 and 5). The infusion must be administered through a sterile, non-pyrogenic, low protein binding in-line filter with a pore size of 0.2-1.2 μ m. OPDIVO must not be

administered as an intravenous push or bolus injection. The total dose of OPDIVO required can be infused directly as a 10 mg/mL solution or can be diluted with sodium chloride 9 mg/mL (0.9%) solution for injection or glucose 50 mg/mL (5%) solution for injection (see section 6.6). When administered in combination with ipilimumab and/or chemotherapy, OPDIVO should be given first followed by ipilimumab (if applicable) and then by chemotherapy on the same day. Use separate infusion bags and filters for each infusion. For instructions on the preparation and handling of the medicinal product before administration, see section 6.6. **4.3 Contraindications** Hypersensitivity to the active substance or to any of the excipients listed in section 6.1. **4.8 Undesirable effects** Nivolumab as monotherapy (see section 4.2) *Summary of the safety profile in the pooled dataset of nivolumab as monotherapy across tumour types (n = 4646) with minimum follow-up ranging from 2.3 to 28 months, the most frequent adverse reactions (≥ 10%) were fatigue (44%), musculoskeletal pain (28%), diarrhoea (26%), rash (24%), cough (22%), nausea (22%), pruritus (19%), decreased appetite (17%), arthralgia (17%), constipation (16%), dyspnoea (16%), abdominal pain (15%), upper respiratory tract infection (15%), pyrexia (13%), headache (13%), anaemia (13%) and vomiting (12%).* The majority of adverse reactions were mild to moderate (Grade 1 or 2). The incidence of Grade 3-5 adverse reactions was 44%, with 0.3% fatal adverse reactions attributed to study drug. With a minimum of 63 months follow-up in NSCLC, no new safety signals were identified. *Tabulated summary of adverse reactions* Adverse reactions reported in the pooled dataset for patients treated with nivolumab monotherapy (n = 4646) are presented in Table 7. These reactions are presented by system organ class and by frequency. Frequencies are defined as: very common (≥ 1/10); common (≥ 1/100 to < 1/10); uncommon (≥ 1/1,000 to < 1/100); rare (≥ 1/10,000 to < 1/1,000); very rare (< 1/10,000); not known (cannot be estimated from available post-marketing data). Within each frequency grouping, adverse reactions are presented in the order of decreasing seriousness. **Table 7: Adverse reactions with nivolumab monotherapy** **Nivolumab monotherapy Infections and infestations** Very common: upper respiratory tract infection; Common: pneumonia¹; bronchitis; Rare: aseptic meningitis; **Neoplasms benign, malignant and unspecified (including cysts and polyps)** Rare: histiocytic necrotising lymphadenitis (Kikuchi lymphadenitis); **Blood and lymphatic system disorders** Very common: lymphopenia², anaemia³, leucopenia⁴, neutropenia⁵, thrombocytopenia⁶; Uncommon: eosinophilia; Not known: haemophagocytic lymphohistiocytosis; **Immune system disorders** Common: infusion related reaction (including cytokine release syndrome), hypersensitivity (including anaphylactic reaction); Uncommon: sarcoidosis; Not known: solid organ transplant rejection⁷; **Endocrine disorders** Common: hypothyroidism, hyperthyroidism, thyroiditis; Uncommon: adrenal insufficiency, hypoparathyroidism, hypophysitis, diabetes mellitus; Rare: diabetic ketoacidosis, hypoparathyroidism; **Metabolism and nutrition disorders** Very common: decreased appetite, hyperglycaemia⁸; Common: dehydration, weight decreased, hypoglycaemia⁹; Uncommon: metabolic acidosis; Not known: tumour lysis syndrome¹⁰; **Nervous system disorders** Very common: headache; Common: peripheral neuropathy, dizziness; Uncommon: polyneuropathy, autoimmune neuropathy (including facial and abducens nerve paresis); Rare: Guillain-Barré syndrome, demyelination, myasthenic syndrome, encephalitis¹¹; Not known: myelitis (including transverse myelitis); **Eye disorders** Common: blurred vision, dry eye; Uncommon: uveitis; Not known: Vogt-Koyanagi-Harada syndrome; **Cardiac disorders** Common: tachycardia, atrial fibrillation; Uncommon: myocarditis¹², pericardial disorders¹³, arrhythmia (including ventricular arrhythmia); **Vascular disorders** Common: hypertension; Rare: vasculitis; **Respiratory, thoracic and mediastinal disorders** Very common: dyspnoea¹⁴, cough; Common: pneumonitis¹⁵, pleural effusion; Uncommon: lung infiltration; **Gastrointestinal disorders** Very common: diarrhoea, vomiting, nausea, abdominal pain, constipation; Common: colitis¹⁶, stomatitis, dry mouth; Uncommon: pancreatitis, gastritis; Rare: duodenitis, rare: intestinal perforation¹⁷, pancreatic exocrine insufficiency, coeliac disease; **Hepatobiliary disorders** Uncommon: hepatitis, cholestasis; **Skin and subcutaneous tissue disorders** Very common: rash, pruritus; Common: vitiligo, dry skin, erythema, alopecia; Uncommon: psoriasis, rosacea, erythema multiforme, urticaria; Rare: toxic epidermal necrolysis¹⁸, lichen sclerosus¹⁹; other lichen disorders; **Musculoskeletal and connective tissue disorders** Very common: musculoskeletal pain²⁰, arthralgia; Common: arthritis; Uncommon: polymyalgia rheumatica; Rare: Sjögren's syndrome, myopathy, myositis (including polymyositis²¹), rhabdomyolysis²²; **Renal and urinary disorders** Common: renal failure (including acute kidney injury)²³; Rare: tubulointerstitial nephritis, cystitis noninfective; **General disorders and administration site conditions** Very common: fatigue, pyrexia; Common: pain, chest pain, oedema; **Investigations** Very common: increased AST, hyponatraemia, hypoalbuminaemia, increased alkaline phosphatase, increased creatinine, increased ALT, increased lipase, hyperkalaemia, increased amylase, hypocalcaemia, hypomagnesaemia, hypokalaemia, hypercalcaemia; Common: increased total bilirubin, hypemagnesaemia, increased alkaline phosphatase, increased creatinine, increased lipase, hypomagnesaemia, increased amylase, hypomagnesaemia, increased alkaline phosphatase, hypocalcaemia²⁴, increased creatinine²⁵, increased lipase²⁶, hyperkalaemia²⁷, increased total bilirubin²⁸; Common: hypemagnesaemia²⁹, hypercalcaemia³⁰, hypomagnesaemia³¹; **Combination with nivolumab in combination with ipilimumab (with or without chemotherapy)** In the pooled dataset of nivolumab administered in combination with ipilimumab (with or without chemotherapy) across tumour types (n = 2294) with minimum follow-up ranging from 6 to 47 months, the most frequent adverse reactions (≥ 10%) were fatigue (49%), diarrhoea (37%), rash (37%), nausea (30%), pruritus (29%), musculoskeletal pain (27%), pyrexia (24%), decreased appetite (23%), cough (22%), vomiting (19%), constipation (19%), arthralgia (19%), abdominal pain (19%), dyspnoea (18%), hypothyroidism (16%), headache (15%), upper respiratory tract infection (15%), oedema (13%), and dizziness (10%). The incidence of Grade 3-5 adverse reactions was 67% for nivolumab in combination with ipilimumab (with or without chemotherapy), with 0.7% fatal adverse reactions attributed to study drug. Among patients treated with nivolumab 1 mg/kg in combination with ipilimumab 3 mg/kg, fatigue (62%), rash (57%), diarrhoea (52%), nausea (42%), pruritus (40%), pyrexia (36%), and headache (26%) were reported at an incidence rate ≥ 10% higher than the rates reported in the pooled dataset of nivolumab in combination with ipilimumab (with or without chemotherapy) incidence rate. Among patients treated with nivolumab 360 mg in combination with ipilimumab 1 mg/kg and chemotherapy, anaemia (32%) and neutropenia (15%) were reported at an incidence rate ≥ 10% higher than the rates reported in the pooled dataset of nivolumab in combination with ipilimumab (with or without chemotherapy) incidence rate. **Nivolumab in combination with chemotherapy** In the pooled dataset of nivolumab 240 mg every 2 weeks or 360 mg every 3 weeks in combination with chemotherapy across tumour types (n = 1572), with a minimum follow-up ranging from 7.4 to 20 months for gastric, GEJ or oesophageal adenocarcinoma, OSCC, or urothelial carcinoma, or following 3 cycles of treatment for resectable NSCLC, the most frequent adverse reactions (≥ 10%) were fatigue (51%), fatigue (41%), peripheral neuropathy (34%), decreased appetite (32%), constipation (31%), diarrhoea (30%), vomiting (26%), stomatitis (19%), abdominal pain (19%), rash (19%), musculoskeletal pain (18%), pyrexia (17%), oedema (including peripheral oedema) (13%), cough (12%), pruritus (11%), and hypoalbuminaemia (10%). Incidences of Grade 3-5 adverse reactions were 72% for nivolumab in combination with chemotherapy, with 1.3% fatal adverse reactions attributed to nivolumab in combination with chemotherapy. Median duration of therapy was 6.44 months (95% CI: 5.95, 6.80) for nivolumab in combination with chemotherapy, 4.34 months (95% CI: 4.04, 4.70) for chemotherapy for gastric, GEJ or oesophageal adenocarcinoma, or OSCC and 7.39 months (95% CI: 7.06, 8.38) for urothelial carcinoma. For resectable NSCLC, ninety-three percent (93%) of patients received 3 cycles of nivolumab in combination with chemotherapy. **Nivolumab in combination with cobazantinib** In the dataset of nivolumab 240 mg every 2 weeks in combination with cobazantinib 40 mg once daily in RCC (n = 320), with a minimum follow-up of 16.0 months, the most frequent adverse reactions (≥ 10%) were diarrhoea (64.7%), fatigue (51.3%), palmar-plantar erythrodysesthesia syndrome (40.0%), stomatitis (38.8%), musculoskeletal pain (37.5%), hypertension (37.2%), rash (36.3%), hypothyroidism (35.6%), decreased appetite (30.3%), nausea (28.8%), abdominal pain (25.0%), dysgeusia (23.8%), upper respiratory tract infection (20.6%), cough (20.6%), pruritus (20.6%), arthralgia (19.4%), vomiting (18.4%), dysphonia (17.8%), headache (16.3%), dyspepsia (15.9%), dizziness (14.1%), constipation (14.1%), pyrexia (14.1%), oedema (13.4%), muscle spasm (12.2%), dyspnoea (11.6%), proteinuria (10.9%) and hypothyroidism (10.0%). The incidence of Grade 3-5 adverse reactions was 78%, with 0.3% fatal adverse reactions attributed to study drug. *Tabulated summary of adverse reactions* Adverse reactions reported in the pooled dataset for patients treated with nivolumab in combination with ipilimumab (with or without chemotherapy) (n = 2294), nivolumab in combination with chemotherapy (n = 1572), and nivolumab in combination with cobazantinib (n = 320) are presented in Table 8. These reactions are presented by system organ class and by frequency. Frequencies are defined as: very common (≥ 1/10); common (≥ 1/100 to < 1/10); uncommon (≥ 1/1,000 to < 1/100); rare (≥ 1/10,000 to < 1/1,000); not known (cannot be estimated from available post-marketing data). Within each frequency grouping, adverse reactions are presented in the order of decreasing seriousness. **Table 8: Adverse reactions with nivolumab in combination with other therapeutic agents** **Infections and infestations** *Combination with ipilimumab (with or without chemotherapy)* Very common: upper respiratory tract infection, Common: pneumonia, bronchitis, conjunctivitis; Rare: aseptic meningitis; *Combination with chemotherapy* Very common: upper respiratory tract infection, pneumonia¹; Rare: **Combination with cobazantinib** Very common: upper respiratory tract infection; Common: pneumonia; Rare: **Blood and lymphatic system disorders** *Combination with ipilimumab (with or without chemotherapy)* Very common: anaemia³, thrombocytopenia⁶, leucopenia⁴, lymphopenia², neutropenia⁵; Common: eosinophilia; Uncommon: febrile neutropenia; Not known: haemophagocytic lymphohistiocytosis; *Combination with chemotherapy* Very common: neutropenia⁵, anaemia³, leucopenia⁴, lymphopenia², thrombocytopenia⁶; Common: febrile neutropenia³; Uncommon: eosinophilia; Not known: **Combination with cobazantinib** Very common: anaemia³, thrombocytopenia⁶, leucopenia⁴, lymphopenia², neutropenia⁵; Common: eosinophilia; Uncommon: Not known: **Immune system disorders** *Combination with ipilimumab (with or without chemotherapy)* Common: infusion related reaction (including cytokine release syndrome), hypersensitivity; Uncommon: Rare: sarcoidosis; Not known: solid organ transplant rejection⁷; *Combination with chemotherapy* Common: hypersensitivity, infusion related reaction (including cytokine release syndrome); Uncommon; Rare; Not known: **Combination with cobazantinib** Common: hypersensitivity (including anaphylactic reaction); Uncommon: infusion related hypersensitivity reaction; Rare; Not known: **Endocrine disorders** *Combination with ipilimumab (with or without chemotherapy)* Very common: hypothyroidism; Common: hyperthyroidism, thyroiditis, adrenal insufficiency, hypophysitis, hypoparathyroidism, diabetes mellitus; Uncommon: diabetic ketoacidosis; Rare: hypoparathyroidism; *Combination with chemotherapy* Very common: hypothyroidism, hyperthyroidism, diabetes mellitus; Uncommon: adrenal insufficiency, thyroiditis, hypoparathyroidism, hypophysitis; Rare: **Combination with cobazantinib** Very common: hypothyroidism, hyperthyroidism, Common: adrenal insufficiency, Uncommon: hypophysitis, thyroiditis; Rare: **Metabolism and nutrition disorders** *Combination with ipilimumab (with or without chemotherapy)* Very common: decreased appetite, hyperglycaemia⁸, hypoglycaemia⁹, hypoglycaemia⁹; Common: dehydration, hypoalbuminaemia, hypophosphataemia, weight decreased; Uncommon: metabolic acidosis; Rare; Not known: tumour lysis syndrome¹⁰; **Combination with chemotherapy** Very common: decreased appetite, hypoalbuminaemia, hyperglycaemia⁸, hypoglycaemia⁹; Common: hypophosphataemia; Uncommon; Rare: tumour lysis syndrome; Not known: **Combination with cobazantinib** Very common: decreased appetite, hypoglycaemia⁹, hyperglycaemia⁸, weight decreased; Common: dehydration; Uncommon; Rare: **Nervous system disorders** *Combination with ipilimumab (with or without chemotherapy)* Very common: headache, dizziness; Common: peripheral neuropathy; Uncommon: polyneuropathy, peroneal nerve palsy, autoimmune neuropathy (including facial and abducens nerve paresis), encephalitis, myasthenia gravis; Rare: Guillain-Barré syndrome, neuritis, myelitis (including transverse myelitis); *Not known: Combination with chemotherapy* Very common: peripheral neuropathy; Common: paresthesia, dizziness, headache; Uncommon; Rare: Guillain-Barré syndrome, encephalitis; Not known: myelitis (including transverse myelitis); **Combination with cobazantinib** Very common: dysgeusia, dizziness, headache; Common: peripheral neuropathy; Uncommon: encephalitis autoimmune, Guillain-Barré syndrome, myasthenic syndrome; Rare; *Not known: Ear and labyrinth disorders* **Combination with ipilimumab (with or without chemotherapy)** Common: **Combination with chemotherapy** Common: **Combination with cobazantinib** Common: tinnitus; **Eye disorders** *Combination with ipilimumab (with or without chemotherapy)* Common: blurred vision, dry eye; Uncommon: uveitis, episcleritis; Rare: Vogt Koyanagi-Harada syndrome; **Combination with chemotherapy** Common: dry eye, blurred vision; Uncommon: uveitis; Rare: **Combination with cobazantinib** Common: dry eye, blurred vision; Uncommon: uveitis; Rare: **Cardiac disorders** *Combination with ipilimumab (with or without chemotherapy)* Common: tachycardia, atrial fibrillation; Uncommon: myocarditis¹², arrhythmia (including ventricular arrhythmia)¹³; bradycardia; Not known: pericardial disorders¹³; **Combination with chemotherapy** Common: tachycardia, atrial fibrillation; Uncommon: myocarditis; Not known: **Combination with cobazantinib** Common: atrial fibrillation, tachycardia; Uncommon: myocarditis; Not known: **Vascular disorders** *Combination with ipilimumab (with or without chemotherapy)* Very common: hypertension; Common: thrombosis¹⁴, hypertension, vasculitis; **Combination with cobazantinib** Very common: hypertension; Common: thrombosis¹⁴; **Respiratory, thoracic and mediastinal disorders** *Combination with ipilimumab (with or without chemotherapy)* Very common: cough, dyspnoea; Common: pneumonitis¹⁵, pulmonary embolism¹⁶, pleural effusion; **Combination with chemotherapy** Very common: cough; Common: pneumonitis¹⁵, dyspnoea; **Combination with cobazantinib** Very common: dysphonia, dyspnoea, cough; Common: pneumonitis, pulmonary embolism, pleural effusion, epistaxis; **Gastrointestinal disorders** *Combination with ipilimumab (with or without chemotherapy)* Very common: diarrhoea, vomiting, nausea, abdominal pain, constipation; Common: colitis¹⁶, pancreatitis, stomatitis, gastritis, dry mouth; Uncommon: duodenitis; Rare: intestinal perforation¹⁷, pancreatic exocrine insufficiency, coeliac disease.; Not known: **Combination with chemotherapy** Very common: diarrhoea¹⁸, stomatitis, vomiting, nausea, abdominal pain, constipation; Common: colitis, dry mouth; Uncommon: pancreatitis; Rare; Not known: pancreatic exocrine insufficiency, coeliac disease; **Combination with cobazantinib** Very common: diarrhoea, vomiting, nausea, constipation, stomatitis, abdominal pain, dyspepsia; Common: colitis, gastritis, oral pain, dry mouth, haemorrhoids; Uncommon: pancreatitis, small intestine perforation¹⁷, glossodynia; Rare; Not known: pancreatic exocrine insufficiency, coeliac disease; **Hepatobiliary disorders** *Combination with ipilimumab (with or without chemotherapy)* Common: hepatitis; Uncommon: **Combination with chemotherapy** Common: hepatitis; Uncommon: **Skin and subcutaneous tissue disorders** *Combination with ipilimumab (with or without chemotherapy)* Very common: rash, pruritus; Common: alopecia, vitiligo, urticaria, dry skin, erythema; Uncommon: Stevens-Johnson syndrome, erythema multiforme, psoriasis, other lichen disorders; Rare: toxic epidermal necrolysis¹⁸, lichen sclerosus¹⁹; Not known: **Combination with chemotherapy** Very common: rash, pruritus; Common: palmar-plantar erythrodysesthesia syndrome, skin hyperpigmentation, alopecia, dry skin, erythema; Uncommon; Rare; Not known: **Combination with cobazantinib** Very common: palmar-plantar erythrodysesthesia syndrome, rash, pruritus; Common: alopecia, dry skin, erythema, hair colour change; Uncommon: psoriasis, urticaria; Rare; Not known: lichen sclerosus, other lichen disorders; **Musculoskeletal and connective tissue disorders** *Combination with ipilimumab (with or without chemotherapy)* Very common: musculoskeletal pain²⁰, arthralgia; Common: muscle spasms, muscular weakness, arthritis; Uncommon: polymyalgia rheumatica, myopathy, myositis (including polymyositis²¹); Rare: spondyloarthritis, Sjögren's syndrome, rhabdomyolysis²²; **Combination with chemotherapy** Very common: musculoskeletal pain²⁰; Common: arthralgia, muscular weakness; Uncommon; Rare: **Combination with cobazantinib** Very common: musculoskeletal pain²⁰, arthralgia, muscle spasm; Common: arthritis; Uncommon: myopathy, osteonecrosis of the jaw, fistula; Rare: **Renal and urinary disorders** **Combination with ipilimumab (with or without chemotherapy)** Very common: Common: renal failure (including acute kidney injury)²³; Uncommon: tubulointerstitial nephritis, nephritis; Rare: cystitis noninfective; **Combination with chemotherapy** Very common: Common: renal failure²³; Uncommon: cystitis noninfective, nephritis; Rare: **Combination with cobazantinib** Very common: proteinuria; Common: renal failure, acute kidney injury; Uncommon: nephritis; Rare: cystitis noninfective²⁴; **General disorders and administration site conditions** *Combination with ipilimumab (with or without chemotherapy)* Very common: fatigue, pyrexia, oedema (including peripheral oedema); Common: chest pain, pain, chills; **Combination with chemotherapy** Very common: fatigue, pyrexia, oedema (including peripheral oedema); Common: malaise; **Combination with cobazantinib** Very common: fatigue, pyrexia, oedema; Common: pain, chest pain; **Investigations** *Combination with ipilimumab (with or without chemotherapy)* Very common: increased alkaline phosphatase²⁵, increased AST²⁶, increased ALT²⁷, increased total bilirubin²⁸, increased creatinine²⁵, increased amylase²⁹, increased lipase²⁶, hyperkalaemia²⁷, hypokalaemia³⁰, hypercalcaemia³⁰, hypocalcaemia³¹; Common: hypemagnesaemia²⁹, hypermagnesaemia³², increased thyrotrophic stimulating hormone, increased gamma-glutamyltransferase; **Combination with chemotherapy** Very common: hypocalcaemia³¹, increased AST²⁶, increased ALT²⁷, hypomagnesaemia³¹, increased amylase²⁹, hypomagnesaemia³¹, increased alkaline phosphatase²⁵, hypokalaemia³⁰, increased creatinine²⁵, increased lipase²⁶, hyperkalaemia²⁷, increased total bilirubin²⁸; Common: hypemagnesaemia²⁹, hypercalcaemia³⁰, hypomagnesaemia³¹; **Combination with cobazantinib** Very common: increased alkaline phosphatase²⁵, increased ALT²⁷, increased AST²⁶, increased total bilirubin²⁸, increased creatinine²⁵, increased lipase²⁶, hypokalaemia³⁰, hypomagnesaemia³¹, hypomagnesaemia³¹, hypocalcaemia³¹, hypercalcaemia³⁰, hypophosphataemia³³, hyperkalaemia²⁷, hypomagnesaemia³¹; **Combination with chemotherapy** Common: blood cholesterol increased, hypertriglyceridaemia; Adverse reaction frequencies presented in Table 8 may not be fully attributable to nivolumab alone or in combination with other therapeutic agents, but may contain contributions from the underlying disease or from medicinal product used in combination. ^a Fatal cases have been reported in completed or ongoing clinical studies. ^b Frequencies of laboratory terms reflect the proportion of patients who experienced a worsening from baseline in laboratory measurements. See "Description of selected adverse reactions; laboratory abnormalities" below. ^c Rash is a composite term which includes maculopapular rash, rash erythematous, rash pruritic, rash follicular, rash macular, rash morbilliform, rash papular, rash pustular, rash vesicular, exfoliative rash, dermatitis, dermatitis acneiform, dermatitis allergic, dermatitis atopic, dermatitis bullous, dermatitis exfoliative, dermatitis psoriasisform, drug eruption and pemphigoid. ^d Reported also in studies outside the pooled dataset. The frequency is based on the program-wide exposure. ^e Musculoskeletal pain is a composite term which includes back pain, bone pain, musculoskeletal chest pain, musculoskeletal discomfort, myalgia, myalgia intercostal, neck pain, pain in extremity, and spinal pain. ^f Post-marketing event (also see section 4.4). ^g Reported in clinical studies and in the post-marketing setting. ^h Pericardial disorders is a composite term which includes pericarditis, pericardial effusion, cardiac tamponade, and Dressler's syndrome. ⁱ Anaemia is a composite term which includes, among other causes, haemolytic anaemia and autoimmune anaemia, haemoglobin decreased, iron deficiency anaemia and red blood cell count decreased. ^j Thrombosis is a composite term which includes portal vein thrombosis, pulmonary vein thrombosis, pulmonary thrombosis, aortic thrombosis, arterial thrombosis, deep vein thrombosis, pelvic vein thrombosis, vena cava thrombosis, venous thrombosis, limb venous thrombosis. **Description of selected adverse reactions** Nivolumab or nivolumab in combination with other therapeutic agents is associated with immune-related adverse reactions. With appropriate medical therapy, immune-related adverse reactions resolved in most cases. Permanent discontinuation of treatment generally was required in a greater proportion of patients receiving nivolumab in combination other agents than in those receiving nivolumab monotherapy. Table 9 presents the percentage of patients with immune-related adverse reactions who were permanently discontinued from treatment by dosing regimen. Additionally, for patients who experienced an event, Table 9 presents the percentage of patients who required high-dose corticosteroids (at least 40 mg daily prednisone equivalents) by dosing regimen. The management guidelines for these adverse reactions are described in section 4.4. **Table 9: Immune-related adverse reactions leading to permanent discontinuation or requiring high-dose corticosteroids by dosing regimen (nivolumab monotherapy, nivolumab in combination with ipilimumab (with or without chemotherapy), nivolumab in combination with chemotherapy, or nivolumab in combination with cobazantinib)** **Nivolumab monotherapy** Pneumonitis: 1,4;2,4;1,8;2,5 Colitis: 1,2;6;1,8;2,5 Hepatitis: 1,1;5;0,8;4,1 Nephritis and renal dysfunction: 0,3;1,2;3,0;6 Endocrinopathies: 0,5;2,3;0,6;1,3 Skin: 0,8;1,0;1,0;2,2 Hypersensitivity/Infusion reaction: 0,1;0,3;1,8;0 **Immune-related adverse reaction requiring high-dose corticosteroids** Pneumonitis: 65;59;58;56 Colitis: 14;31;8;8 Hepatitis: 21;36;8;23 Nephritis and renal dysfunction: 22;27;9 Endocrinopathies: 5;19;5;4,2 Skin: 3,3;6;8;8 Hypersensitivity/Infusion reaction: 18;16;22;0 ^a at least 40 mg daily prednisone equivalents ^b frequency is based on the number of patients who experienced the immune-related adverse reaction **Immune-related pneumonitis** In patients treated with nivolumab monotherapy, the incidence of pneumonitis, including interstitial lung disease and lung infiltration, was 3.3% (155/4646). The majority of cases were Grade 1 or 2 in severity reported in 0.9% (42/4646) and 1.7% (77/4646) of patients respectively. Grade 3 and 4 cases were reported in 0.7% (33/4646) and <0.1% (1/4646) of patients respectively. Six patients (0.1%) had a fatal outcome. Median time to onset was 15.1 weeks (range: 0.7-85.1). Resolution occurred in 107 patients (69.0%) with a median time to resolution of 6.7 weeks (range: 0.1-109.1); ^a denotes a censored observation. In patients treated with nivolumab in combination with ipilimumab (with or without chemotherapy), the incidence of pneumonitis including interstitial lung disease, was 6.5% (150/2294). Grade 2, Grade 3, and Grade 4 cases were reported in 3.2% (74/2294), 1.1% (26/2294), and 0.3% (8/2294) of patients, respectively. Four patients (0.2%) had a fatal outcome. Median time to onset was 2.7 months (range: 0.1-56.8). Resolution occurred in 124 patients (82.7%) with a median time to resolution of 6.1 weeks (range: 0.1-149.3). In patients treated with nivolumab in combination with chemotherapy, the incidence of pneumonitis including interstitial lung disease was 4.3% (67/1572). Grade 2, Grade 3, and Grade 4 cases were reported in 2.1% (33/1572), 0.9% (14/1572), and 0.2% (3/1572), of patients, respectively. Two patients (0.1%) had a fatal outcome. Median time to onset was 25 weeks (range: 1.6-96.9). Resolution occurred in 48 patients (71.6%) with a median time to resolution of 10.4 weeks (range: 0.3-121.3). In patients treated with nivolumab in combination with cobazantinib, the incidence of pneumonitis including interstitial lung disease was 5.6% (18/320). Grade 2 and Grade 3 cases were reported in 1.9% (6/320) and 1.6% (5/320) of patients, respectively. Median time to onset was 26.9

weeks (range: 12.3-74.3 weeks). Resolution occurred in 14 patients (77.8%) with a median time to resolution of 7.5 weeks (range: 2.1-60.7+ weeks). **Immune-related colitis** In patients treated with nivolumab monotherapy, the incidence of diarrhoea, colitis, or frequent bowel movements was 15.4% (716/4646). The majority of cases were Grade 1 or 2 in severity reported in 9.9% (462/4646) and 4.0% (186/4646) of patients respectively. Grade 3 and 4 cases were reported in 1.4% (67/4646) and <0.1% (1/4646) of patients respectively. Median time to onset was 8.3 weeks (range: 0.1-115.6). Resolution occurred in 639 patients (90.3%) with a median time to resolution of 2.9 weeks (range: 0.1-124.4). In patients treated with nivolumab in combination with ipilimumab (with or without chemotherapy), the incidence of diarrhoea or colitis was 27.3% (628/2294). Grade 2, Grade 3, and Grade 4 cases were reported in 8.5% (194/2294), 6.5% (150/2294), and 0.2% (4/2294), of patients, respectively. One patient (<0.1%) had a fatal outcome. Median time to onset was 1.4 months (range: 0.0-48.9). Resolution occurred in 567 patients (91%) with a median time to resolution of 2.7 weeks (range: 0.1-159.4). Among patients treated with nivolumab 1 mg/kg in combination with ipilimumab 3 mg/kg, the incidence of diarrhoea or colitis was 46.7%, including Grade 2 (13.6%), Grade 3 (15.8%), and Grade 4 (0.4%). In patients treated with nivolumab in combination with chemotherapy, the incidence of diarrhoea or colitis was 24.0% (377/1572). Grade 2, Grade 3, and Grade 4 cases were reported in 7.3% (115/1572), 3.2% (51/1572), and 0.4% (6/1572) of patients, respectively. One patient (< 0.1%) had a fatal outcome. Median time to onset was 4.4 weeks (range: 0.1-93.6). Resolution occurred in 329 patients (87.7%) with a median time to resolution of 1.6 weeks (range: 0.1-212.3). In patients treated with nivolumab in combination with cobazantinib, the incidence of diarrhoea, colitis, frequent bowel movements or enteritis was 59.1% (189/320). Grade 2 and Grade 3 cases were reported in 25.6% (82/320) and 6.3% (20/320) of patients, respectively. Grade 4 cases were reported in 0.6% (2/320). Median time to onset was 12.9 weeks (range: 0.3-110.9 weeks). Resolution occurred in 143 patients (76.1%) with a median time to resolution of 12.9 weeks (range: 0.1-139.7+ weeks). **Immune-related hepatitis** In patients treated with nivolumab monotherapy, the incidence of liver function test abnormalities was 8.0% (371/4646). The majority of cases were Grade 1 or 2 in severity reported in 4.3% (200/4646) and 1.8% (82/4646) of patients respectively. Grade 3 and 4 cases were reported in 1.6% (74/4646) and 0.3% (15/4646) of patients, respectively. Median time to onset was 10.6 weeks (range: 0.1-132.0). Resolution occurred in 298 patients (81.4%) with a median time to resolution of 6.1 weeks (range: 0.1-126.4). In patients treated with nivolumab in combination with ipilimumab (with or without chemotherapy), the incidence of liver function test abnormalities was 19.3% (442/2294). Grade 2, Grade 3, and Grade 4 cases were reported in 4.5% (104/2294), 7.5% (171/2294), and 1.1% (25/2294) of patients, respectively. Median time to onset was 2 months (range: 0.0-36.6). Resolution occurred in 388 patients (88.2%) with a median time to resolution of 5.4 weeks (range: 0.1-175.9). Among patients treated with nivolumab 1 mg/kg in combination with ipilimumab 3 mg/kg, the incidence of liver function test abnormalities was 30.1% including Grade 2 (6.9%), Grade 3 (15.8%), and Grade 4 (1.8%). In patients treated with nivolumab in combination with chemotherapy, the incidence of liver function test abnormalities was 18.6% (293/1572). Grade 2, Grade 3 and Grade 4 cases were reported in 5.6% (88/1572), 2.9% (45/1572) and < 0.1% (1/1572) of patients, respectively. Median time to onset was 2.7 weeks (range: 0.1-99.0). Resolution occurred in 231 patients (79.9%) with a median time to resolution of 7.4 weeks (range: 0.4-240.0). In patients treated with nivolumab in combination with cobazantinib, the incidence of liver function test abnormalities was 41.6% (133/320). Grade 2, Grade 3, and Grade 4 cases were reported in 14.7% (47/320), 10.3% (33/320), and 0.6% (2/320) of patients, respectively. Median time to onset was 8.3 weeks (range: 0.1-107.9 weeks). Resolution occurred in 101 patients (75.9%) with a median time to resolution of 9.6 weeks (range: 0.1-89.3+ weeks). **Immune-related nephritis and renal dysfunction** In patients treated with nivolumab monotherapy, the incidence of nephritis or renal dysfunction was 2.6% (121/4646). The majority of cases were Grade 1 or 2 in severity reported in 1.5% (69/4646) and 0.7% (32/4646) of patients respectively. Grade 3 and 4 cases were reported in 0.4% (18/4646) and <0.1% (2/4646) of patients, respectively. Median time to onset was 12.1 weeks (range: 0.1-79.1). Resolution occurred in 80 patients (69.0%) with a median time to resolution of 8.0 weeks (range: 0.3-79.1). In patients treated with nivolumab in combination with ipilimumab (with or without chemotherapy), the incidence of nephritis or renal dysfunction was 5.9% (135/2294). Grade 2, Grade 3, and Grade 4 cases were reported in 2.2% (50/2294), 0.9% (20/2294), and 0.5% (11/2294) of patients, respectively. Two patients (< 0.1%) had a fatal outcome. Median time to onset was 2.6 months (range: 0.0-34.8). Resolution occurred in 104 patients (75.8%) with a median time to resolution of 6.1 weeks (range: 0.1-172.1). In patients treated with nivolumab in combination with chemotherapy, the incidence of nephritis or renal dysfunction was 10.8% (170/1572). Grade 2, Grade 3, and Grade 4 cases were reported in 4.1% (64/1572), 1.5% (24/1572), and 0.1% (2/1572) of patients, respectively. Two patients (0.1%) had a fatal outcome. Median time to onset was 6.9 weeks (range: 0.1-60.7). Resolution occurred in 111 patients (65.3%) with a median time to resolution of 11.6 weeks (range: 0.1-226.0). In patients treated with nivolumab in combination with cobazantinib, the incidence of nephritis, immune mediated nephritis, renal failure, acute kidney injury, blood creatinine increased or blood urea increased was 10.0% (32/320). Grade 2 and Grade 3 cases were reported in 3.4% (11/320), and 1.3% (4/320) of patients, respectively. Median time to onset was 14.2 weeks (range: 1.7-87.1 weeks). Resolution occurred in 18 patients (58.1%) with a median time to resolution of 10.1 weeks (range: 0.6-90.9+ weeks). **Immune-related endocrinopathies** In patients treated with nivolumab monotherapy, the incidence of thyroid disorders, including hypothyroidism or hyperthyroidism, was 13.0% (603/4646). The majority of cases were Grade 1 or 2 in severity reported in 6.6% (305/4646) and 6.2% (290/4646) of patients, respectively. Grade 3 thyroid disorders were reported in 0.2% (8/4646) of patients. Hypophysitis (3 Grade 1, 7 Grade 2, 9 Grade 3, and 1 Grade 4), hypopituitarism (6 Grade 1 and 1 Grade 3), adrenal insufficiency (including secondary adrenocortical insufficiency, adrenocortical insufficiency acute and blood corticosteroid decreased) (2 Grade 1, 23 Grade 2, and 11 Grade 3), diabetes mellitus (including Type 1 diabetes mellitus, and diabetic ketoacidosis) (1 Grade 1, 3 Grade 2 and 8 Grade 3 and 2 Grade 4) were reported. Median time to onset of these endocrinopathies was 11.1 weeks (range: 0.1-126.7). Resolution occurred in 323 patients (48.7%). Median time to resolution was 48.6 weeks (range: 0.4 to 204.4). In patients treated with nivolumab in combination with ipilimumab (with or without chemotherapy), the incidence of thyroid disorders was 22.9% (526/2294). Grade 2 and Grade 3 thyroid disorders were reported in 12.2% (281/2294) and 1.0% (24/2294) of patients, respectively. Grade 2 and Grade 3 hypophysitis (including lymphocytic hypophysitis) occurred in 2.0% (45/2294) and 1.6% (37/2294) of patients, respectively. Grade 2 and Grade 3 hypopituitarism occurred in 0.7% (16/2294) and 0.5% (11/2294) of patients, respectively. Grade 2, Grade 3, and Grade 4 adrenal insufficiency (including secondary adrenocortical insufficiency, adrenocortical insufficiency acute, blood corticosteroid decreased and immune-mediated adrenal insufficiency) occurred in 2.7% (62/2294), 1.7% (39/2294) and 0.2% (4/2294) of patients, respectively. Grade 1, Grade 2, Grade 3, and Grade 4 diabetes mellitus (including Type 1 diabetes mellitus, and diabetic ketoacidosis) occurred in < 0.1% (1/2294), 0.3% (8/2294), 0.2% (5/2294), and 0.3% (6/2294) of patients, respectively. Median time to onset of these endocrinopathies was 2.1 months (range: 0.0-28.1). Resolution occurred in 254 patients (39.1%). Time to resolution ranged from 0.3 to 257.1 weeks. In patients treated with nivolumab in combination with chemotherapy, the incidence of thyroid disorders was 12.7% (199/1572). Grade 2 thyroid disorder was reported in 6.2% (97/1572) patients. Grade 3 hypophysitis occurred in 0.1% (2/1572) of patients. Grade 2 and Grade 3 hypopituitarism occurred in 0.2% (3/1572) and 0.3% (4/1572) of patients, respectively. Grade 2, Grade 3 and Grade 4 adrenal insufficiency occurred in 0.6% (9/1572), 0.2% (3/1572) and <0.1% (1/1572) of patients, respectively. One patient (<0.1%) had a fatal outcome due to adrenal insufficiency. Diabetes mellitus including Type 1 diabetes mellitus, fulminant Type 1 diabetes mellitus and diabetic ketoacidosis (3 Grade 2, 2 Grade 3 and 1 Grade 4) were reported. Median time to onset of these endocrinopathies was 14.7 weeks (range: 1.1-124.3). Resolution occurred in 81 patients (37.2%). Time to resolution ranged from 0.4 to 233.6 weeks. In patients treated with nivolumab in combination with cobazantinib, the incidence of thyroid disorders was 43.1% (138/320). Grade 2 and Grade 3 thyroid disorders were reported in 23.1% (74/320) and 0.9% (3/320) of patients, respectively. Hypophysitis occurred in 0.6% (2/320) of patients, all Grade 2. Adrenal insufficiency (including secondary adrenocortical insufficiency) occurred in 4.7% (15/320) of patients. Grade 2 and Grade 3 adrenal insufficiency cases were reported in 2.2% (7/320) and 1.9% (6/320) of patients, respectively. Median time to onset of these endocrinopathies was 12.3 weeks (range: 2.0-89.7 weeks). Resolution occurred in 50 patients (35.2%). Time to resolution ranged from 0.9 to 132.0 weeks. **Immune-related skin adverse reactions** In patients treated with nivolumab monotherapy, the incidence of rash was 30.0% (1396/4646). The majority of cases were Grade 1 in severity reported in 22.8% (1060/4646) of patients. Grade 2 and Grade 3 cases were reported 5.9% (274/4646) and 1.3% (62/4646) of patients respectively. Median time to onset was 6.7 weeks (range: 0.1-121.1). Resolution occurred in 896 patients (64.6%) with a median time to resolution of 20.1 weeks (range: 0.1-192.7). In patients treated with nivolumab in combination with ipilimumab (with or without chemotherapy), the incidence of rash was 45.2% (1038/2294). Grade 2, Grade 3, and Grade 4 cases were reported in 13.6% (312/2294), 4.4% (102/2294), and < 0.1% (2/2294) of patients, respectively. Median time to onset was 0.8 months (range: 0.0-38.8). Resolution occurred in 724 patients (70%) with a median time to resolution of 11.3 weeks (range: 0.1-268.7). Among patients treated with nivolumab 1 mg/kg in combination with ipilimumab 3 mg/kg, the incidence of rash was 65.2%, including Grade 2 (20.3%) and Grade 3 (7.8%). In patients treated with nivolumab in combination with chemotherapy, the incidence of rash was 25.6% (402/1572). Grade 2 and Grade 3 cases were reported in 6.2% (97/1572), and 2.5% (39/1572) of patients, respectively. Median time to onset was 7.0 weeks (range: 0.1-97.4). Resolution occurred in 273 patients (68.1%) with a median time to resolution of 12.3 weeks (range: 0.1-258.7). In patients treated with nivolumab in combination with cobazantinib, the incidence of rash was 62.8% (201/320). Grade 2 and Grade 3 cases were reported in 23.1% (74/320) and 10.6% (34/320) of patients, respectively. Median time to onset was 6.14 weeks (range: 0.1-104.4 weeks). Resolution occurred in 137 patients (68.2%) with a median time to resolution of 18.1 weeks (range: 0.1-130.6 weeks). Rare cases of SJS and TEN some of them with fatal outcome have been observed (see sections 4.2 and 4.4). **Infusion reactions** In patients treated with nivolumab monotherapy, the incidence of hypersensitivity/infusion reactions was 4.0% (188/4646), including 9 Grade 3 and 3 Grade 4 cases. In patients treated with nivolumab in combination with ipilimumab (with or without chemotherapy), the incidence of hypersensitivity/infusion reactions was 4.8% (110/2294). Grade 1, Grade 2, Grade 3, and Grade 4 cases were reported in 2.0% (47/2294), 2.5% (57/2294), 0.2% (5/2294), and < 0.1% (1/2294) of patients, respectively. Among patients with MPM treated with nivolumab 3 mg/kg in combination with ipilimumab 1 mg/kg, the incidence of hypersensitivity/infusion reactions was 12%. In patients treated with nivolumab in combination with chemotherapy, the incidence of hypersensitivity/infusion reactions was 8.5% (134/1572). Grade 2, Grade 3, and Grade 4 cases were reported in 4.8% (76/1572), 1.1% (18/1572) and 0.2% (3/1572) of patients, respectively. In patients treated with nivolumab in combination with cobazantinib, the incidence of hypersensitivity/infusion reactions was 2.5% (8/320). All 8 patients were Grade 1 or 2 in severity. Grade 2 cases were reported in 0.3% (1/320) of patients. **Complications of allogeneic HSCT in classical Hodgkin lymphoma** Rapid onset of GVHD has been reported with nivolumab use before and after allogeneic HSCT (see section 4.4). In 62 evaluated patients from two cHL studies who underwent allogeneic HSCT after discontinuing nivolumab monotherapy, Grade 3 or 4 acute GVHD was reported in 17/62 patients (27.4%). Hyperacute GVHD, defined as acute GVHD occurring within 14 days after stem cell infusion, was reported in four patients (6%). A steroid-requiring febrile syndrome, without an identified infectious cause, was reported in six patients (12%) within the first 6 weeks post-transplantation. Steroids were used in four patients and three patients responded to steroids. Hepatic veno-occlusive disease occurred in two patients, one of whom died of GVHD and multi-organ failure. Nineteen of 62 patients (30.6%) died from complications of allogeneic HSCT after nivolumab. The 62 patients had a median follow-up from subsequent allogeneic HSCT of 38.5 months (range: 0-68 months). **Elevated liver enzymes when nivolumab is combined with cobazantinib in RCC** In a clinical study of previously untreated patients with RCC receiving nivolumab in combination with cobazantinib, a higher incidence of Grades 3 and 4 ALT increased (10.1%) and AST increased (8.2%) were observed relative to nivolumab monotherapy in patients with advanced RCC. In patients with Grade ≥ 2 increased ALT or AST (n=85): median time to onset was 10.1 weeks (range: 2.0 to 106.6 weeks), 26% received corticosteroids for median duration of 1.4 weeks (range: 0.9 to 75.3 weeks), and resolution to Grades 0-1 occurred in 91% with median time to resolution of 2.3 weeks (range: 0.4 to 108.1 weeks). Among the 45 patients with Grade ≥ 2 increased ALT or AST who were rechallenged with either nivolumab (n=10) or cobazantinib (n=10) administered as a single agent or with both (n=25), recurrence of Grade ≥ 2 increased ALT or AST was observed in 3 patients receiving OPDIVO, 4 patients receiving cobazantinib, and 8 patients receiving both OPDIVO and cobazantinib. **Laboratory abnormalities** In patients treated with nivolumab monotherapy, the proportion of patients who experienced a shift from baseline to a Grade 3 or 4 laboratory abnormality was as follows: 3.4% for anaemia (all Grade 3), 0.7% for thrombocytopenia, 0.7% for leucopenia, 8.7% for lymphopenia, 0.9% for neutropenia, 1.7% for increased alkaline phosphatase, 2.6% for increased AST, 2.3% for increased ALT, 0.8% for increased total bilirubin, 0.7% for increased creatinine, 2.0% for hyperglycaemia, 0.7% for hypoglycaemia, 3.8% for increased amylase, 6.9% for increased lipase, 4.7% for hyponatremia, 1.6% for hyperkalaemia, 1.3% for hypokalaemia, 1.1% for hypercalcaemia, 0.6% for hypomagnesaemia, 0.4% for hypomagnesaemia, 0.4% for hypomagnesaemia, 0.6% for hypocalcaemia, 0.6% for hypobuninaemia, and <0.1% for hypernatremia. In patients treated with nivolumab in combination with ipilimumab (with or without chemotherapy), the proportion of patients who experienced a worsening from baseline to a Grade 3 or 4 laboratory abnormality was as follows: 4.8% for anaemia, 1.4% for thrombocytopenia, 2.1% for leucopenia, 7.0% for lymphopenia, 3.2% for neutropenia, 2.8% for increased alkaline phosphatase, 7.0% for increased AST, 8.1% for increased ALT, 1.3% for increased total bilirubin, 1.7% for increased creatinine, 5.8% for hyperglycaemia, 0.7% for hypoglycaemia, 8.2% for increased amylase, 16.3% for increased lipase, 0.7% for hypocalcaemia, 0.2% for hypernatremia, 0.9% for hypercalcaemia, 1.9% for hypokalaemia, 0.5% for hypomagnesaemia, 0.4% for hypomagnesaemia, 3.2% for hypokalaemia, and 9.2% for hypernatremia. Among patients treated with nivolumab 1 mg/kg in combination with ipilimumab 3 mg/kg, a higher proportion of patients experienced a worsening from baseline to Grade 3 or 4 increased ALT (15.3%). In patients treated with nivolumab in combination with chemotherapy, the proportion of patients who experienced a worsening from baseline to a Grade 3 or 4 laboratory abnormality was as follows: 15.8% for anaemia, 6.9% for thrombocytopenia, 12.2% leucopenia, 14.6% for lymphopenia, 27.6% neutropenia, 2.4% for increased alkaline phosphatase, 3.4% for increased AST, 2.6% for increased ALT, 2.0% for increased bilirubin, 1.4% for increased creatinine, 4.5% for increased amylase, 5.2% for increased lipase, 0.5% for hypernatremia, 8.8% for hypokalaemia, 1.9% for hypercalcaemia, 5.6% for hypokalaemia, 0.8% for hypercalcaemia, 1.9% for hypocalcaemia, 1.5% for hypomagnesaemia, 2.9% for hypomagnesaemia, 3.5% for hyperglycaemia, and 0.7% for hypoglycaemia. In patients treated with nivolumab in combination with cobazantinib, the proportion of patients who experienced a worsening from baseline to a Grade 3 or 4 laboratory abnormality was as follows: 3.5% for anaemia (all Grade 3), 0.3% for thrombocytopenia, 3.5% for leucopenia, 7.5% for lymphopenia, 3.5% for neutropenia, 3.2% for increased alkaline phosphatase, 8.2% for increased AST, 10.1% for increased ALT, 1.3% for increased total bilirubin, 1.3% for increased creatinine, 11.9% for increased amylase, 15.6% for increased lipase, 3.5% for hyperglycaemia, 0.8% for hypoglycaemia, 2.2% for hypocalcaemia, 0.3% for hypercalcaemia, 5.4% for hypercalcaemia, 4.2% for hypomagnesaemia, 1.9% for hypomagnesaemia, 3.2% for hypokalaemia, 12.3% for hypernatremia, and 21.2% for hypophosphatemia. **Immunogenicity** Of the 3529 patients who were treated with nivolumab monotherapy 3 mg/kg or 240 mg every 2 weeks and evaluable for the presence of anti-product antibodies, 328 patients (9.3%) tested positive for treatment emergent anti-product antibodies with 21 patients (6.4%) testing positive for neutralising antibodies. Co-administration with chemotherapy did not affect nivolumab immunogenicity. Of the patients who were treated with nivolumab 240 mg every 2 weeks or 360 mg every 3 weeks in combination with chemotherapy and evaluable for the presence of anti-product-antibodies, 7.5% tested positive for treatment emergent anti-product-antibodies with 0.5% tested positive for neutralising antibodies. Of the patients who were treated with nivolumab in combination with ipilimumab and evaluable for the presence of anti-nivolumab antibodies, the incidence of anti-nivolumab antibodies was 26.0% with nivolumab 3 mg/kg and ipilimumab 1 mg/kg every 3 weeks, 24.9% with nivolumab 3 mg/kg every 2 weeks and ipilimumab 1 mg/kg every 6 weeks, and 37.8% with nivolumab 1 mg/kg and ipilimumab 3 mg/kg every 3 weeks. The incidence of neutralising antibodies against nivolumab was 0.8% with nivolumab 3 mg/kg and ipilimumab 1 mg/kg every 3 weeks, 1.5% with nivolumab 3 mg/kg every 2 weeks and ipilimumab 1 mg/kg every 6 weeks, and 4.6% with nivolumab 1 mg/kg and ipilimumab 3 mg/kg every 3 weeks. Of patients evaluable for the presence of anti-ipilimumab antibodies, the incidence of anti-ipilimumab antibodies ranged from 6.3 to 13.7% and neutralising antibodies against ipilimumab ranged from 0 to 0.4%. Of the patients who were treated with nivolumab in combination with ipilimumab and chemotherapy and evaluable for the presence of anti-nivolumab antibodies or neutralising antibodies against nivolumab, the incidence of anti-nivolumab antibodies was 33.8% and the incidence of neutralising antibodies was 2.6%. Of the patients who were treated with nivolumab in combination with ipilimumab and chemotherapy and evaluable for the presence of anti-ipilimumab antibodies or neutralising antibodies against ipilimumab, the incidence of anti-ipilimumab antibodies was 7.5%, and the neutralising antibodies was 1.6%. Although the clearance of nivolumab was increased by 20% when anti-nivolumab-antibodies were present, there was no evidence of loss of efficacy or altered toxicity profile in the presence of nivolumab antibodies based on the pharmacokinetic and exposure-response analyses for both monotherapy and combination. **Paediatric population** The safety of nivolumab as monotherapy (3 mg/kg every 2 weeks) and in combination with ipilimumab (nivolumab 1 mg/kg or 3 mg/kg in combination with ipilimumab 1 mg/kg every 3 weeks for the first 4 doses, followed by nivolumab 3 mg/kg as monotherapy every 2 weeks) was evaluated in 97 paediatric patients aged ≥ 1 year to < 18 years (including 53 patients 12 to < 18 years) with recurrent or refractory solid or haematological tumours, including advanced melanoma, in clinical study CA209070. The safety profile in paediatric patients was generally similar to that seen in adults treated with nivolumab as monotherapy or in combination with ipilimumab. No new safety signals were observed. Long-term safety data is unavailable on the use of nivolumab in adolescents 12 years of age and older. The most common adverse reactions (reported in at least 20% of paediatric patients) treated with nivolumab monotherapy were fatigue (35.9%) and decreased appetite (21.9%). The majority of adverse reactions reported for nivolumab monotherapy were Grade 1 or 2 in severity. Twenty-one patients (33%) had one or more Grades 3 to 4 adverse reactions. The most common adverse reactions (reported in at least 20% of paediatric patients) treated with nivolumab in combination with ipilimumab were fatigue (33.3%) and rash maculo-papular (21.2%). The majority of adverse reactions reported for nivolumab in combination with ipilimumab were Grade 1 or 2 in severity. Ten patients (30%) had one or more Grades 3 to 4 adverse reactions. No new safety signals were observed in clinical study CA209008 of 151 paediatric patients with high-grade primary central nervous system (CNS) malignancies (see section 5.1), relative to data available in adult studies on indications. **Elderly** No overall differences in safety were reported between elderly (≥ 65 years) and younger patients (< 65 years). Data from SCCHN, adjuvant melanoma, and adjuvant OC or GEC patients 75 years of age or older are too limited to draw conclusions on this population (see section 5.1). Data from DMMR or MSI H CRC patients 75 years of age or older are limited (see section 5.1). Data from cHL patients 65 years of age or older are too limited to draw conclusions on this population (see section 5.1). In MPM patients, there was a higher rate of serious adverse reactions and discontinuation rate due to adverse reactions in patients 75 years of age or older (68% and 35%, respectively) relative to all patients who received nivolumab in combination with ipilimumab (54% and 28%, respectively). For patients treated with nivolumab in combination with cobazantinib, data from RCC patients 75 years of age or older are too limited to draw conclusions on this population (see section 5.1). **Hepatic or renal impairment** In the non-squamous NSCLC study (CA209057), the safety profile in patients with baseline renal or hepatic impairment was comparable to that in the overall population. These results should be interpreted with caution due to the small sample size within the subgroups. **Reporting of suspected adverse reactions** Reporting suspected adverse reactions after authorisation of the medicinal product is important. It allows continued monitoring of the benefit/risk balance of the medicinal product. Healthcare professionals are asked to report any suspected adverse reactions via the national reporting system listed in Appendix V. **7. MARKETING AUTHORISATION HOLDER** Bristol-Myers Squibb Pharma EIG Plaza 254 Blanchardstown Corporate Park 2 Dublin 15, D15 T867 Ireland **8. MARKETING AUTHORISATION NUMBER(S)** EU/1/15/1014/001 EU/1/15/1014/002 EU/1/15/1014/003 EU/1/15/1014/004 **9. DATE OF FIRST AUTHORISATION/RENEWAL OF THE AUTHORISATION** Date of first authorisation: 19 June 2015 Date of latest renewal: 23 April 2020 **10. DRUG DISPENSING CLASSIFICATION** Medicinal product subject to restricted medical prescription **11. DATE OF REVISION OF THE TEXT** 19 december 2024. Detailed information on this medicinal product is available on the website of the European Medicines Agency <http://www.ema.europa.eu>